

Upgrading Test Versions in TheTestMart

Objective

To provide a clear and concise step-by-step guide for team members to upgrade automated tests to a new version within the TheTestMart library, ensuring accurate execution and communication with the TheTestMart team.

Video:

<https://www.loom.com/share/606c3c7b50464fe38ff7cd1453927cb1?sid=e240f433-36c2-4756-8530-bc154611699d>

Key Steps

1. Access the TheTestMart Library

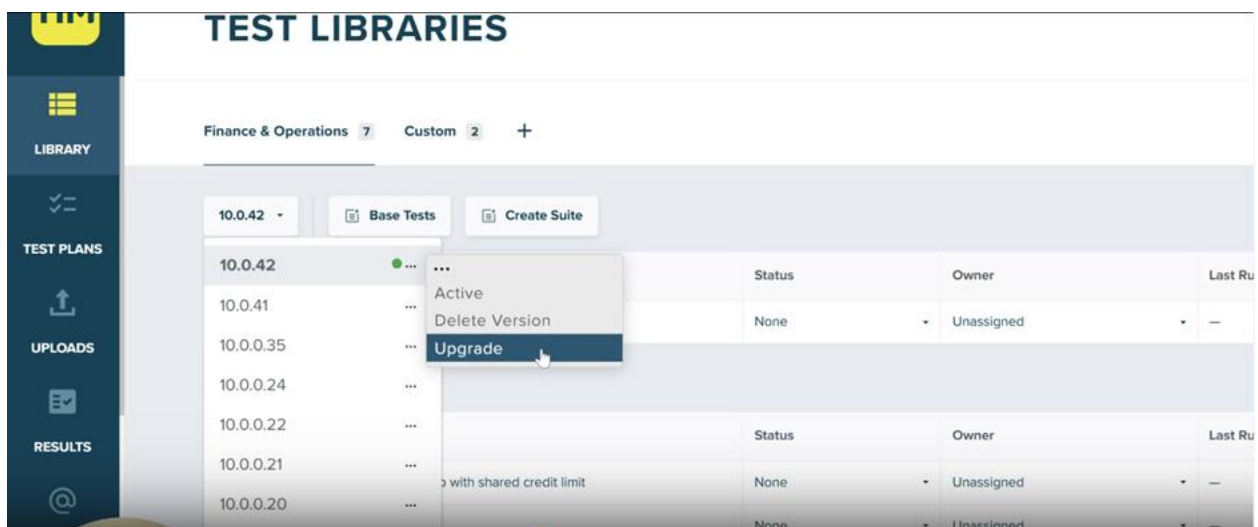
- Log in to the TheTestMart platform.
- Navigate to the TheTestMart library.

2. Identify Current Version

- Check the current version displayed (e.g., 10.42).
- Determine the version you want to upgrade to (e.g., 10.43).

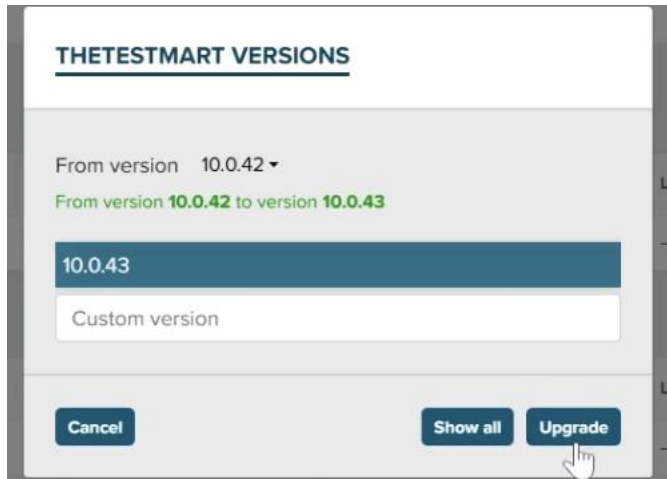
3. Initiate Upgrade Process

- Click on the current version number.
- Locate the three-button options (ellipsis icon) and click on it.
- Select the “Upgrade” option from the dropdown menu.



4. Select Versions for Upgrade

- In the upgrade options, select the current version (e.g., 10.42) and the target version (e.g., 10.43).
- Click on the “Upgrade” button.



5. Complete the Upgrade Wizard

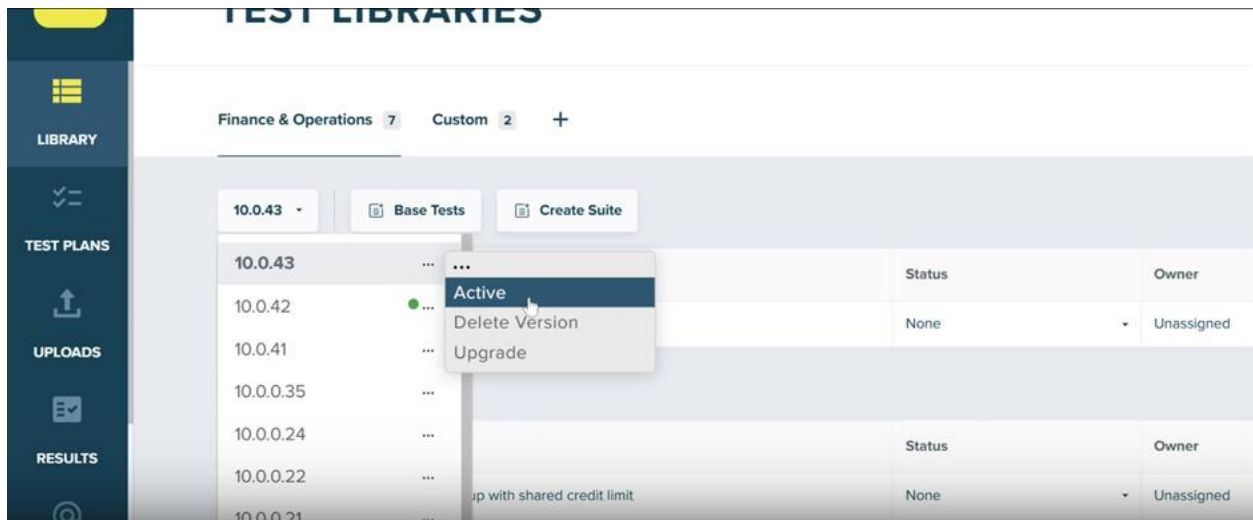
- Ignore any additional options presented and click “Continue.”
- Wait for the upgrade process to complete (progress should show 100%).
- Click “Done” once the upgrade is complete.

6. Verify Upgrade

- Check the version dropdown to confirm that the new version (e.g., 10.43) is now listed.

7. Set Active Version

- Click on the new version (e.g., 10.43) in the dropdown.
- Click on the ellipsis icon again and select “Active.”
- Choose the variable sets (e.g., default and training) to set the new version as active.
- Click “Confirm” to finalize the activation.



8. Notify the TheTestMart Team

- Send a notification to the TheTestMart team informing them of the upgrade.
- Include the version you upgraded from and the new active version.

Important Considerations

- Ensure that you only upgrade to a version that is compatible with your current tests.
- Double-check the versions selected during the upgrade process to avoid errors.
- Always communicate with the TheTestMart team after performing an upgrade to maintain alignment on test development.

Tips for Efficiency

- Familiarize yourself with the TheTestMart library layout before starting the upgrade process